

4.2.1: Teaching Hospital, equipment, clinical teaching-learning and laboratory facilities are as stipulated by the respective Regulatory Bodies

Response:

The infrastructural facilities available for teaching and learning and laboratory facilities for training undergraduate and postgraduate students are in terms with the regulations formulated by Dental Council of India. Students are exposed to 9 dental departments and 8 medical departments in their study period. Each clinical department in SVSIDS has separate UG and PG sections.

Apart from the basic clinical equipment, this institute also have **Advanced Equipment:**

- Implant physiodispenser with various implant systems
- Surgical saw by Stryker company
- Cone beam computed tomography (CBCT)
- Computer assisted design and computer assisted manufacturing (CAD-CAM)
- Intraoral scanners
- Dental LASER
- Endodontic Microscopes
- Endosonic Handpieces

Being a part of SVS group of institutions, we have advantage of utilising medical hospital facilities like modular operating theatres, wards, ICU, diagnostic aids like CT and MRI.

Regular dental X- ray units and Digital X-ray units are present; Radiovisiographs (RVG's), OPG unit for full mouth imaging, lateral Cephalogram for orthodontic imaging, Cone beam computed tomography (CBCT).

We have both preclinical laboratories and clinical laboratories where students perform preclinical exercises and in the clinical setting, students interact with the patients directly and perform procedures. Preclinical laboratories include Human Anatomy dissection hall, Physiology lab, Biochemistry lab, Pharmacology lab, General Pathology lab, Microbiology lab are present in medical college. The institution has Preclinical Prosthodontics lab, Preclinical Conservative lab, Dental Materials lab, Oral histology and tooth morphology lab and also comprises of 9 clinical departments which helps the students to interact with the patients and perform procedures. For fabrication of prosthesis, 2 ceramic labs are present.

Preclinical laboratories

Students can learn the basic clinical exercises on models before performing the same on the patients.

The following are available in the labs:

- 55 phantom heads
- Dental models to perform cavity and tooth preparations
- Equipment for dental material mixing, impression making

Each department has an outpatient facility equipped with electronic dental chairs. Mobile dental van has 2 portable dental chairs used for community services to provide quality dental care.

W. S. S. S. S.
PRINCIPAL
SVS Institute of Dental Sciences
MAHABUBNAGAR.



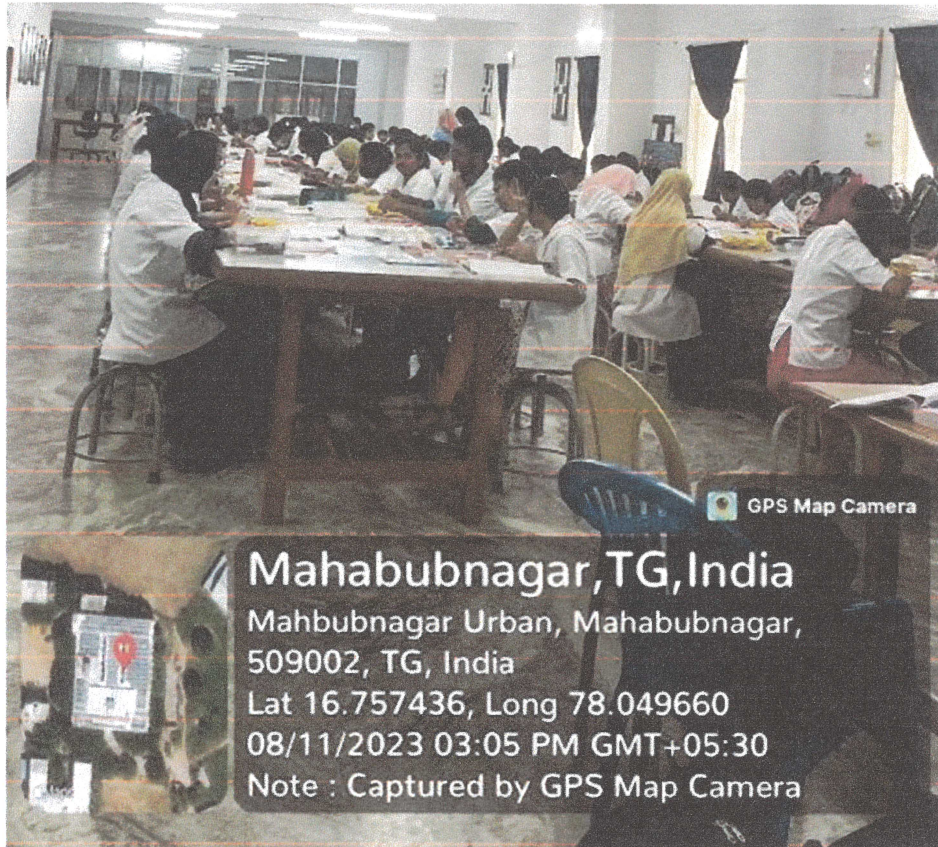
SVS INSTITUTE OF DENTAL SCIENCES

Appannapally, Mahabubnagar — 509 001, T.S INDIA

08542 - 227 952, 231 212, Fax: 231 222 E-mail: svsids_svsmbnr@yahoo.co.in

4.2.1. FACILITIES AVAILABLE FOR TEACHING, LEARNING AND RESEARCH

DENTAL ANATOMY AND ORAL PATHOLOGY LAB



PRE CLINICAL PROSTHODONTICS LAB



M. M. M. M.


PRINCIPAL

SVS Institute of Dental Sciences
MAHABUBNAGAR.

PRE CLINICAL CONSERVATIVE LAB



CONE BEAM COMPUTED TOMOGRAPHY MACHINE



M. M. M. M.
PRINCIPAL
SVS Institute of Dental Sciences
MAHABUBNAGAR:

RVG MACHINE




OPG



Umesh

SYS Institute of Dental Sciences
MAHABUBNAGAR

CAD – CAM



ENDODONTIC MICROSCOPE




Umeshi

SrS Institute of Dental Sciences
MAHABUBNAGAR:



LASER UNIT



PROSTHODONTIC LAB EQUIPMENT




PROSTHODONTIC LAB EQUIPMENT



Unnysabi
MANAGERIAL
SVS Institute of Dental Science
MAHABUBNAGAR

PROSTHODONTIC LAB EQUIPMENT



M. S. S. S. S.
PRINCIPAL
SVS Institute of Dental Sciences
MAHABUBNAGAR.